

**Contact Us: FACTORY UTV LLC**

9237 Beatty Drive Sacramento, CA 95826

Phone : (916) 383-2730

E-mail : [info@factoryutv.net](mailto:info@factoryutv.net)

Go online: [www.Factoryutv.net](http://www.Factoryutv.net)



## **U.H.M.W. Skid Plate / Under Armor Package**

*Ultra. High. Molecular. Weight. polyethylene all terrain skid plate / under armor kit for UTV's*

### **Installation Guide (Trailing Arm Guards)**

# ***Polaris RZR XP 1000*** (2014 - 2021+)

*Fits: XP 1000 and XP 4 1000 :*

*EPS, Dynamix, High lifter Edition, Ride Command, Trails and Rocks, LE, Premium, Sport -  
XP Turbo EPS, XP Turbo EPS Dynamix, XP Turbo EPS Fox Edition, XP Turbo LE.*



# Polaris RZR XP 1000 (2014 - 2021+) Trailing Arm Guard installation

Fasten Loosely to allow for fitment adjustments, secure all bolts when complete.

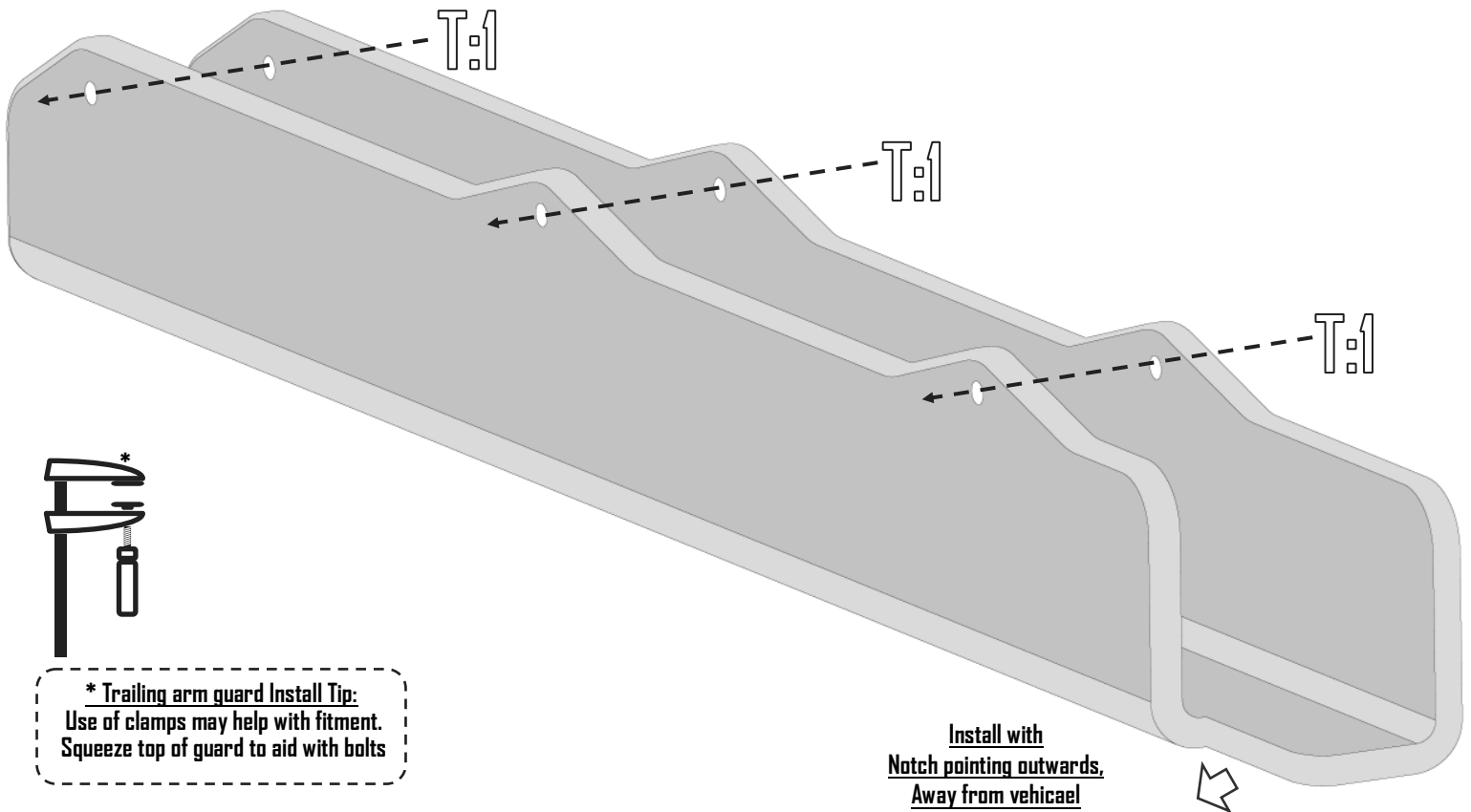
Do Not Over Tighten Bolts Through Guards

## Trailing arm guards



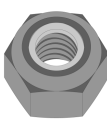
Using: (3x) 1/4"-20 x 3" Hex Flange Bolts, With (6x) Zinc Washers (one on each side), And (3x) 1/4"-20 Ny-Lock Nuts. in Trailing-Arm Guard: (T:1) locations.

Install with Notch pointing outwards, Away from vehicle.

(May need to use clamps and or car jack to aid with install)



### Trailing arm guard hardware

	----- 6x
T:1 1/4"-20 x 3" Hex Flange Bolt (#B-H:8)	
	----- 12x
Zinc Washers (#W-4)	
	----- 6x
1/4"-20 Ny-Lock Nut (#N-2)	